
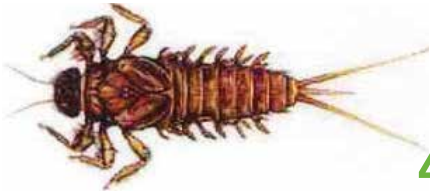









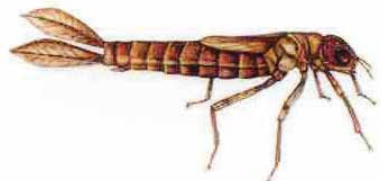








Critter Identification Card



greater WELLINGTON
REGIONAL COUNCIL
Te Pane Matua Taiao












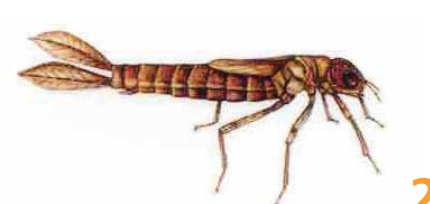






Mayflies  4	 4	 4
Large Stoneflies  4	 4	Small Stoneflies  2
Uncased Caddis  3	Cased Caddis  3	Purse Caddis  1
Dobsonfly  3	Beetles  2	Damselflies  2
Dragonflies  2	Amphipods  2	Snails  1
Water Boatmen  1	Worms  1	Flies  1

Numbers 1-4 indicate the sensitivity of each invertebrate to pollution with 1 being the least sensitive and 4 the most sensitive.

Hīti Tautuhi Pepeke



greater WELLINGTON
REGIONAL COUNCIL
Te Pane Matua Taiao

<p>piriwai</p>  <p>4</p>	 <p>4</p>	 <p>4</p>
<p>ngarongaro wai nunui</p>  <p>4</p>	 <p>4</p>	<p>ngarongaro wai iti</p>  <p>2</p>
<p>ngaro waiwai kore anga</p>  <p>3</p>	<p>ngaro waiwai anga</p>  <p>3</p>	<p>ngaro waiwai koeko</p>  <p>1</p>
<p>ngaro parirau</p>  <p>3</p>	<p>pāpapa</p>  <p>2</p>	<p>kihitarā</p>  <p>2</p>
<p>kapowai</p>  <p>2</p>	<p>kouraiti</p>  <p>2</p>	<p>ngata</p>  <p>1</p>
<p>hoehoe tuarā</p>  <p>1</p>	<p>toke</p>  <p>1</p>	<p>ngaro</p>  <p>1</p>